

DWX-43W



Wet Dental Mill

Product Specifications

Millable material*1	Glass ceramics, Titanium alloy, Composite resins, PMMA, PEEK, Sintered zirconia
Loadable workpiece shape	Pin type (Width × depth × height): max. 40 × 20 × 20 mm (1.5 × 0.8 × 0.8 in.)
Operating speed	XYZ: 6 to 1,800 mm/min (0.24 to 70.9 in./min.)
Spindle rotating speed	15,000 to 60,000 rpm
Rotary axis travel angle	A: ±360°
Number of milling burs housed	6
Attachable milling bur	Shank diameter: 3 mm, dedicated milling bur
Compatible compressed air	0.18 to 0.22 MPa
Interface	USB
	Ethernet (10 BASE-T/100 BASE-TX automatic switching)
Control command sets	RML-1, NC code
Power requirements	AC 100 to 240 V ± 10%, 50/60 Hz (overvoltage category: II, IEC 60664-1), 2.1A
Power consumption	Approx. 190 W
Operating noise	During operation: 70 dB (A) or less (when not cutting) During standby: 48 dB (A) or less
External dimensions	Width × depth × height: 482 × 560 × 600 mm (19.0 × 22.0 × 23.6 in.)
Weight	61 kg (135 lb.)
Installation environment	Indoor use at altitudes up to 2,000 m Temperature: 5 to 28°C (41 to 82°F) Humidity: 35 to 80%RH (no condensation) Ambient pollution degree: 2 (as specified by IEC 60664-1) Short-term temporary overvoltage: 1,440 V Long-term temporary overvoltage: 490 V
Included items	Milling burs
	CAM
	Other

*1 Even when made from the described materials, some workpieces cannot be milled due to specifications or physical properties.
For more information, contact your authorized Roland DG Corporation dealer.

Exceptional Service and Support for Seamless Business Operation

DGSHAPE is dedicated to providing the industry's best customer service and support. Our excellent team of customer support staff, certified service engineers, and technicians delivers prompt, reliable responses, and online outreach to ensure your business can continue to run smoothly.



DGSHAPE BRAND PROMISE

DGSHAPE Corporation is a wholly owned subsidiary of Roland DG Corporation, established in 2017 to develop and market innovative fabrication technology worldwide. With over 30 years' experience in innovative 3D design, DGSHAPE's core mission to "make innovation, make life better" is focused on delivering digital technologies that bring ideas to life, revolutionize business processes, and shape a better future.



dgshape.com



System Requirements

Computer	Operating system (OS)	Windows 11, Windows 10 (64-bit)
	CPU	Core i5 4th generation or equivalent
	Memory	8 GB or more
	Video card and monitor	A video card that supports at least 256 colors and a resolution of 1,024 × 768 or more is recommended.
Hard disk	The following free hard-disk space is required.	
	• Installation destination: 200 MB or more • Error video recording function: 20 GB or more (only required for external cameras)	
Interface	USB, Ethernet	

Accessories

Grinding burs (FAST / STANDARD)	ZGB2-125D	R1.25mm(ø2.5mm)	Glass ceramics, Composite resins, PMMA, Sintered zirconia
	ZGB2-75D	R0.75mm(ø1.5mm)	
	ZGB2-50D	R0.5mm(ø1mm)	
	ZGB2-25D	R0.25mm(ø0.5mm)	
	ZGB-125D	R1.25mm(ø2.5mm)	
Grinding bur for optional strategy	ZGB-50D	R0.5mm(ø1mm)	Titanium alloy,* PEEK *Titanium custom abutments can be milled from the certificated 3rd party titanium blocks (DESS; GeoMedi; MEDENTIKA; NT-Trading) using dedicated Attachments.
	ZGB2-125DS	R1.25mm(ø2.5mm)	
Milling burs	ZTR-150D	R1.5mm(ø3mm)	Titanium alloy,* PEEK *Titanium custom abutments can be milled from the certificated 3rd party titanium blocks (DESS; GeoMedi; MEDENTIKA; NT-Trading) using dedicated Attachments.
	ZTB-100D	R1.0mm(ø2mm)	
	ZTB-50D	R0.5mm(ø1mm)	
Multi-pin clamp	ZV-42W	Multi-pin clamp that max. 6 blocks can be mounted.	
Collet	ZC-3D	Replacement collet	
Coolant Additive	ZAW-1000D	Additive for coolant 1000 ml	
Chelating Additive	ZCH-250D	Coolant additive chelating agent 250 ml	
AK-1-DE/GE/ME/NT (Attachment for titanium custom abutment)	4 types of material attachments DE: DESS GE: GeoMedi ME: MEDENTIKA NT: NT-Trading		

AUTHORIZED DEALER:



SHAPE DIMENSION

DWX-43W

Wet Dental Mill



Automated, High-Quality, Affordable, Versatile Solution

VERSATILITY

Versatile Performer for In-House Production

Industry leader DGSHAPE introduces the DWX-43W, bringing outstanding versatility, precision, and range to your wet milled production. The DWX-43W mills a wide variety of materials, including sintered zirconia, glass ceramics, composite resins, hybrid-ceramics, and PMMA, consistently and accurately producing small-bridges, single crowns, screw-retained crowns, veneers, inlays, onlays, and copings. Add easy in-house production of custom titanium abutments with dedicated Attachments (sold separately).

Glass ceramics

Sintered zirconia

Composite resin

PMMA

PEEK



Titanium alloy



Titanium alloy*
*The optional attachment is required.



Glass ceramics



DGSHAPE genuine diamond-coated grinding burs



DGSHAPE CAM
for DWX-43W

PRECISION

Consistent Accuracy Assures Quality

With DGSHAPE genuine grinding burs (ZGB/ZGB2 series) and the bundled DGSHAPE CAM, the DWX-43W offers consistent, precise milling of dental applications. In addition, its stabilized frame enables high-quality milling of custom titanium abutments.



PRECISION MILLING WITH MORE PRODUCTIVITY

Automated, High-Quality, Affordable, Versatile Wet Milling Solution

INTELLIGENCE

Automated Maintenance Features Save Time

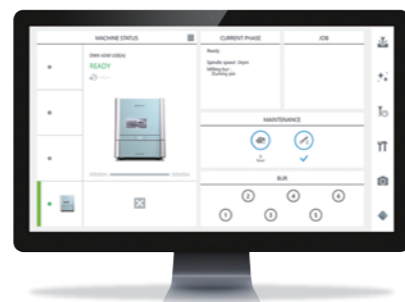
Save valuable time with the DWX-43W's automated maintenance features. Auto-rinse prevents contamination, sticking, and drying, maintaining clean and efficient production. Automatic correction ensures accurate milling while saving hours of manual calibration. With an improved waterflow system, milling burs and other device parts stay cleaner for longer with no need for costly filter consumables. In addition, the included Virtual Panel software (VPanel for DWX) seamlessly provides maintenance oversight and output performance control.



Tank cover folds flat for easier access



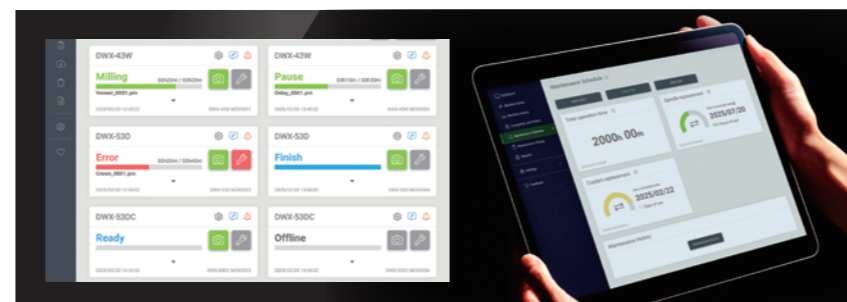
Auto-rinse every 12 hours



VPanel for DWX

Stay Tuned-In to Tune-Up with DGSHAPE Insights

DGSHAPE offers remote monitoring for all DWX devices through its management software, available in DGSHAPE CLOUD. Access the software to receive notifications of maintenance scheduling to keep your mill up and running, simplify your workflows with new CAM strategies, and swap new and worn burs automatically.




Machine Status

Maintenance Schedule

PERFORMANCE

Faster Milled Production

The included multi-pin clamp accessory saves you time, allowing you to add up to six units simultaneously and batch mill – without compromising quality.



Multi-pin clamp